

## **BMS/ANed Summer Meeting - June 1, 2018**

How to get to room Collegezaal 4.

1. In the pedestrian area Passage (see map) take the white stairs over 'Ingang 4' walk inside and follow the sign 'Collegezaal 3, 4'.
2. On your left you see the elevator, take this to floor 3.
  - a. On your right you see the stairs, take this to floor 3.
3. Out from the elevator pass the hall straight into the hallway, following sign 'Collegezaal 3, 4'
  - a. Out from the stairs turn left and go into the hallway, following sign 'Collegezaal 3, 4'
4. You are passing the ABN AMRO and Canon
5. At the end of this hallway turn left, follow the sign 'Collegezaal 4'
6. After the 2<sup>nd</sup> swingdoor you find 'Collegezaal 4' on your right
7. And now you found the coffee/tea and me.



## Getting to Erasmus MC

### Route to building Fd for:

Collegezalen 3 and 4 ■ Colloquiumzalen A, B, C, D, E, F, N, P and U ■  
Computerzalen 3, 5 and 6 ■ Onderwijsruimte 72

Wyttemaweg 80, 3015 CN Rotterdam  
(Erasmus MC Wyttemaweg entrance)

- i** Follow the signs to gebouw Fd. After passing through the pedestrian areas Passage and Plein, the white stairs or elevators will take you to the Education Center reception and information desk (2nd floor). From here, follow the signs to the classrooms, lecture rooms and computer rooms.

# Getting to Erasmus MC - building Fd

## Public transport **M B T**

Erasmus MC has excellent public transport connections.

**Metro lines A, B or C:** alight at Dijkzigt station and follow the signs **Erasmus MC Wytewaweg**

**Bus 44:** alight at Dijkzigt station and follow the signs **Erasmus MC Wytewaweg**

**Tram 8:** alight at Kievitslaan station. Enter Westzeedijk parking garage and follow the signs to **ingang 5**

From this entrance follow the signs to **gebouw Fd**

## By car

Erasmus MC is clearly indicated from the Rotterdam Ring Road. We recommend you park in the Wytewaweg parking garage. Another option is the Westzeedijk parking garage.

In the direct vicinity of Erasmus MC follow the signs to these parking garages:

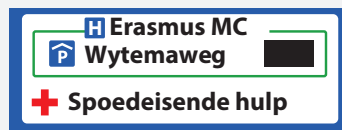
### Wytewaweg

address: Wytewaweg 12  
3015 CN Rotterdam

first follow the signs:



and then:



After parking your car follow the signs **Erasmus MC**. The stairs or elevators will take you to the pedestrian area **Plein**. In the pedestrian area follow the signs **gebouw Fd**

### Westzeedijk

address: Westzeedijk 361  
3015 AA Rotterdam

first follow the signs:



After parking your car follow the signs **ingang 3, 4 or 5**









This will lead to the pedestrian area 'Passage' where you can follow the signs **gebouw Fd**



For additional information, please see: [www.erasmusmc.nl/bereikbaarheid](http://www.erasmusmc.nl/bereikbaarheid)










## Directions to entrances and Reception desks

**(1<sup>st</sup> FLOOR)**

-  Walking route to entrances and Reception desks
-  Reception/Information desk
-  Reception/Information desk Education Center (2<sup>nd</sup> floor, Fe-209)
-  Erasmus MC (main entrance) – Kiss & Ride
-  Erasmus MC Wytewaweg (entrance)
-  Erasmus MC Museumpark (entrance)
-  Emergency Room
-  Pharmacy

- From car parking garage Westzeedijk
-  Ingang 2 (entrance) – Kiss & Ride
-  Ingang 3, 4, 5 (entrances)

- From car parking garage Wytewaweg
-  Lift/stairs to parking garage Wytewaweg

-  Car parking garage
-  Bus 44
-  Metrostation Dijkzigt
-  Tram
-  Unguarded bicycle parking
-  Unguarded scooter- and motorbike parking